



Third Quarter 2025 Fact Sheet

Company Description

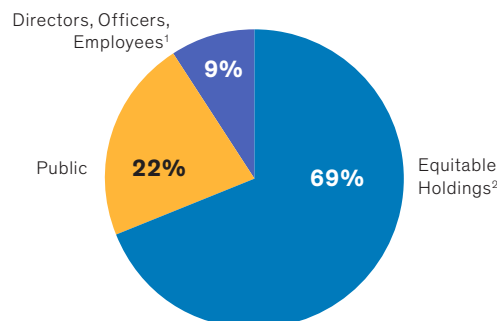
- AB provides diversified investment management services worldwide to institutional, high-net-worth and retail investors
- Investment services encompass equities, fixed income, multi-asset and alternatives
- Total client assets under management of approximately \$860 billion
- AB total market value of approximately \$11.3 billion
- AllianceBernstein Holding L.P. (“AB Holding”) is a publicly traded partnership traded on the NYSE under the ticker symbol AB
- Including both the general partnership and limited partnership interests in AllianceBernstein, AllianceBernstein Holding owned approximately 30.8% of AllianceBernstein

Our Goal

We work every day to earn our clients' trust, create innovative solutions tailored for their unique needs and deliver the performance they expect

Unit Ownership Profile (As Of 9/30/2025)

AB Beneficial Ownership



¹ Direct and indirect ownership including unallocated units in deferred compensation

² Includes General Partnership interests

Distribution Channels

Institutions

Strategic Advantages

- Dedicated, experienced client service and investment teams around the world, within each global market
- Broad array of global and local investment solutions spanning asset classes, investment styles, and reference currencies
- Commitment to sharing highly regarded thought leadership and insights with our clients and strategic partners

Ongoing Initiatives

- Deepen relationships and add value to global institutions with content, training, innovative pricing and facilitate dialogue between plan sponsors
- Continue to enhance our product offerings including concentrated equity solutions, flexible fixed income and innovative alternative services
- Build on our existing expertise in managing assets for defined contribution plan sponsors and participants, and insurance company general accounts

Retail

Strategic Advantages

- Broad array of solution-focused, diversified investment offerings available in multiple vehicles
- Global footprint that fosters strong relationships with distribution partners in local markets
- Support of distribution partners' success with advertising, practice-management and media outreach

Ongoing Initiatives

- Bolster product development infrastructure to broaden our suite of product offerings and meet the needs of distribution partners
- Cultivate a data-driven culture including leveraging business intelligence to drive focus and strengthen digital sales and service models

Private Wealth

Strategic Advantages

- Custom wealth strategies—a proprietary “core and excess” capital model helps tailor each client's asset allocation based on specific investment objectives
- Integrated implementation—clients benefit from best-in-class investment services that are even more effective when implemented together with integrated risk and tax management
- Investment discipline—our goal-oriented approach helps clients focus on long-term objectives with confidence and avoid pitfalls associated with poor timing, over-diversification, and layers of fees

Ongoing Initiatives

- Improve our clients' risk-return experience through ongoing portfolio enhancements that seek to diversify alpha and beta sources, reduce volatility and manage risk in their portfolios
- Leverage our global footprint and research-driven insights to meet the growing demand for concentrated and capacity-constrained investments
- Ensure our advice model is consistent across our client base but delivered in a way that is highly customized to each client's goals and service expectations

Worldwide Presence

- Offices in 53 cities in 27 countries and jurisdictions
- Approximately 4,457 employees



AB Contacts

Investor Relations

501 Commerce Street
Nashville TN 37203
1 (800) 962 2134
ir@alliancebernstein.com

Media Relations

501 Commerce Street
Nashville TN 37203
1 (629) 213 5568
mediarelations@alliancebernstein.com

Tax Department

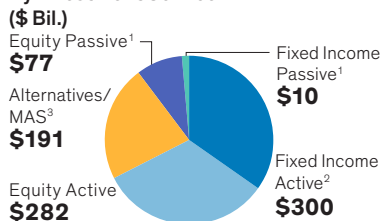
501 Commerce Street
Nashville TN 37203
1 (800) 526 3132
k1help@alliancebernstein.com

Computershare (Transfer Agent)

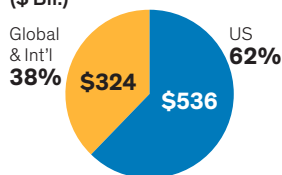
P.O. Box 505000
Louisville, KY 40233-50
1 (866) 737 9896
computershare.com/investor

Assets Under Management (\$860 Billion as of 9/30/2025)

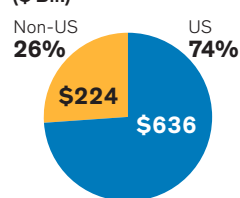
By Investment Service (\$ Bil.)



By Geographic Investment Service (\$ Bil.)

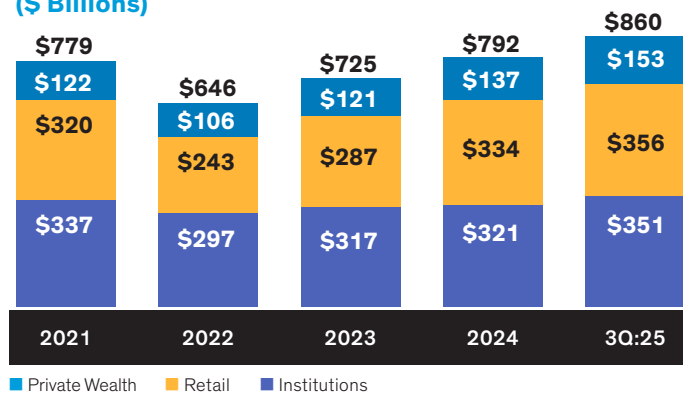


By Client Domicile (\$ Bil.)

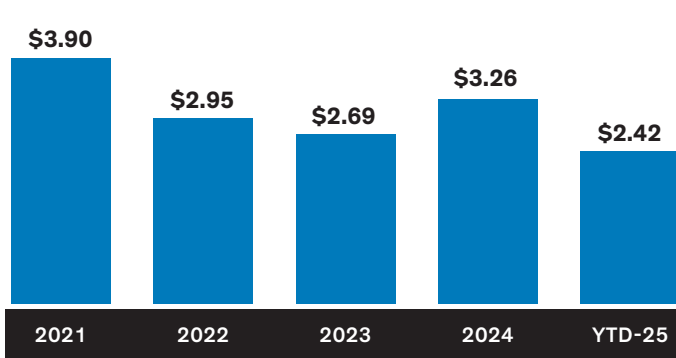


1 Includes index and enhanced index services
2 Includes Actively Managed Tax-Exempt and Actively Managed Taxable
3 Includes certain multi-asset solutions and services not included in equity or fixed income services

Assets Under Management by Distribution Channel (\$ Billions)



Distribution History (\$ per unit)



Financial Results¹

	2021	2022	2023	2024	3Q:25
Net Revenues (\$ Millions)	\$4,442	\$4,054	\$4,155	\$4,475	\$1,137
Operating Margin	27.3%	21.5%	19.1%	24.7%	24.3%
Net Income per Unit ²	\$3.88	\$2.69	\$2.34	\$3.71	\$0.79
Cash Distributions per Unit ²	\$3.90	\$2.95	\$2.69	\$3.26	\$0.86

Source: Nasdaq IR Insight and AB

1 GAAP reported

2 For AllianceBernstein Holding L.P. (the publicly-traded Partnership)

3 Asset Manager Average is a group of peers created internally for comparative purposes

Total Cumulative Returns (as of 9/30/2025)

	One Year	Three Years	Five Years
AllianceBernstein Holding	20%	40%	115%
S&P 500	18%	95%	114%
Asset Manager Average ³	23%	88%	123%

